

LIGHTWAY®

Quick Guide

Solar Underwater Light



AFTER SALES SUPPORT



☎ 0333 200 5846 ☎ 1890 917 060



accessionx-uk@teknihall.com

MODEL: 1442 PC: 70773 05/2016

- Solar Panel
- Garden Spike
- 3 x LED Underwater Lights
- Quick Guide
- Warranty Card

3



YEAR WARRANTY

OPERATION

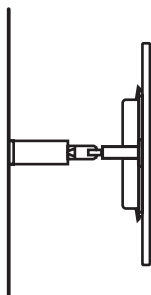

1. Set the Solar Panel onto the ground spike and insert into the ground or onto the wall using the top part of the ground spike.

IMPORTANT!

Always make sure that the lights and solar panel are positioned in a suitable location, taking care not to create a trip hazard.



For ground



For wall

AFTER SALES SUPPORT



☎ 0333 200 5846 ☎ 1890 917 060

accessionx-uk@teknihall.com

MODEL: 1442 PC: 70773 05/2016

- Solar Panel
- Garden Spike
- 3 x LED Underwater Lights
- Quick Guide
- Warranty Card

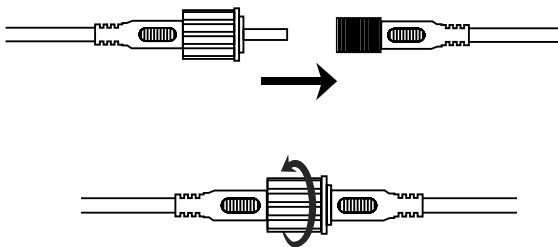
3

YEAR WARRANTY

2. Ensure the solar panel is not sheltered from the sun.
3. Set the LED lights where you wish to have them, such as the garden pond, water feature, rock garden etc.

IMPORTANT!

Choose a suitable location for the Solar Panel to gain a maximum amount of direct sunlight. Always use suitable wall fixings (not supplied).



AFTER SALES SUPPORT



☎ 0333 200 5846 ☎ 1890 917 060

accessionx-uk@teknihall.com

MODEL: 1442 PC: 70773 05/2016

- Solar Panel
- Garden Spike
- 3 x LED Underwater Lights
- Quick Guide
- Warranty Card

3

YEAR WARRANTY

4. Connect the LED lights to the Solar Panel. In order to ensure that the Solar Panel is weather proof (IP64), it is important to ensure that the LED lights cable and the Solar Panel cable are securely screwed together. The cable joint must not be submerged in water.
5. Remove the protective film on the Solar Panel, and set the switch on the Solar Panel to the ON position.
6. Once you have completed all the above steps, the LED lights will automatically turn on at dusk.

Notes:

1. As the charging effect of the solar panel is dependent on the sunlight, the LED light time is naturally affected by weather, seasons, location, etc.
2. The Solar Panel will charge as long as there is sunlight, regardless of if the ON/OFF is set to OFF or ON. However, the LED lights will only light at the night when the ON/OFF switch is at the ON position.
3. The top of the ground spike can be tightened if the Solar Panel cannot stay in an upright position.
4. The ground spike is very sharp and as such, you must be cautious while using it. Do not let children play with the ground spike. The Solar Panel and Garden lights should be set up away from children's play areas.

AFTER SALES SUPPORT



☎ 0333 200 5846 ☎ 1890 917 060

accessionx-uk@teknihall.com

MODEL: 1442 PC: 70773 05/2016

- Solar Panel
- Garden Spike
- 3 x LED Underwater Lights
- Quick Guide
- Warranty Card



YEAR WARRANTY

DISPOSAL



Batteries, electrical and electronic equipment (EEE) contain materials, parts and substances, which can be dangerous to the environment and harmful to human health if waste of electrical and electronic equipment (WEEE) are not disposed of correctly.



Batteries, electrical and electronic equipment, which are marked with the WEEE logo (as shown on the left), should not be thrown away with your household waste. Contact your Local Authority Waste Disposal Department, as they will be able to provide details of the recycling options available in your area.

AFTER SALES SUPPORT



☎ 0333 200 5846 ☎ 1890 917 060



accessionx-uk@teknihall.com

MODEL: 1442 PC: 70773 05/2016

- Solar Panel
- Garden Spike
- 3 x LED Underwater Lights
- Quick Guide
- Warranty Card

3

YEAR WARRANTY

WARRANTY CARD

SOLAR UNDERWATER LIGHT - 70773

PLEASE KEEP YOUR PURCHASE RECEIPT TOGETHER WITH YOUR CARD.

NAME _____

ADDRESS _____



DATE OF PURCHASE _____

LOCATION OF PURCHASE _____

Detailed description of malfunction

Accession Ap5 - Vandmanden 34 - DK - 9200 Aalborg SV
www.accessionx.com
accessionx-uk@teknihall.com

AFTER SALES SUPPORT



☎ 0333 200 5846 ☎ 1890 917 060

accessionx-uk@teknihall.com

MODEL: 1442 PC: 70773 05/2016

- Solar Panel
- Garden Spike
- 3 x LED Underwater Lights
- Quick Guide
- Warranty Card

3

YEAR WARRANTY